





















LEGENDA ELEMENTE DE PLAN TOPOGRAFIC







 LIMITA TERITORIULUI ADMINISTRATIV	 LIMITA DELIMITARE UTR	 GABIOANE, DIGURI	 CONSTRUCTII
 LIMITE PROPRIETATI	 LIMITA PUZ	 PODURI	 CLADIRI ISTORICE
 LIMITA INTRAVILAN PROPUS 2008	 LIMITA PUD	 APE	<i>p. Leaotu --></i> TOPONIMIE APE
 AX CALE FERRATA	 LIMITA ZONA CENTRALA	 ZONA INUNDABILA	BATESTI TOPONIMIE SATE, VECINI
 CURBE DE NIVEL	 PROTECTIE MAL	*	MONUMENTE ISTORICE

ZONIFICARE TERITORIALA



ZONA PENTRU INSTITUTII SI SERVICII DE INTERES GENERAL

 IScx	ZONA FUNCTIUNI COMPLEXE
 ISr	ZONA RESTRICTII INTOCMIRE PUZ
 ISI	ZONA CONSTRUCTII DE INVATAMANT
 ISs	ZONA CONSTRUCTII DE SANATATE









ZONA UNITATILOR INDUSTRIALE

 Ip	ZONA INDUSTRIE ALIMENTARA
 In	ZONA INDUSTRIE NEPOLUANTA
 In.ex.	ZONA EXTINDERE INDUSTRIE NEPOLUANTA
 In.ex.f.	ZONA EXTINDERE INDUSTRIE NEPOLUANTA CU AVIZ CF
 Ir	ZONA CU RESTRICTII PANA LA INTOCMIRE PUZ
 Im	ZONA INDUSTRII MICI SI SERVICII



ZONA UNITATILOR AGRICOLE

 Aa	ZONA UNITATI AGRICOLE, OBIECTIVE AFERENTE NEPRODUCTIVE
 Aaz	ZONA UNITATI AGROZOOTEHNICE


ZONA LOCUINTE

 Lm	ZONA PREDOMINANT REZIDENTIALA CU CLADIRI DE TIP RURAL
 Lp	IN ZONE PROTEJATE
 Ls	ZONA CU RESTRICTII PENTRU PROTECTIE SANITARA
 Lr	ZONA CU RESTRICTII PANA LA INTOCMIRE PUZ
 Lf	IN ZONA DE OBLIGATIVITATE AVIZ SNCFR
 Lg	ZONA CU RESTRICTII PANA LA INTOCMIRE REFERAT GEOTEHNIC
 LSC	ZONA LOCUINTE DE SERVICIU / COLONII
 La	ZONA LOCUINTE DE SERVICIU / COLONII

ZONA PENTRU ECHIPARE TEHNICO - EDILITARA

 TEc	ZONA CONSTRUCTII AFERENTE
 TEr	ZONA RETELE AFERENTE





ZONA CENTRALA

 Cr	ZONA CENTRU CIVIC IN ZONA CU RESTRICTII PUZ
---	---





ZONA TERENURI AFLATE PERMANENT SUB APA

 TA	CURSURI APA
---	-------------

ZONA PENTRU CAI DE COMUNICATIE SI CONSTRUCTII AFERENTE

 CCR	ZONA CAI RUTIERE
 CCRi	ZONA CU RESTRICTII PENTRU REZOLVARE INTERSECTII
 CCFc	ZONA CONSTRUCTII AFERENTE CAILOR FERROVIARE
 CCF	ZONA CAI FERROVIARE

ZONA DE PARCURI, SPORT, PERDELE DE PROTECTIE

 Ps	ZONA AMENAJARI SPORTIVE
 Ppr	ZONA PERDELE DE PROTECTIE
 Ppi	ZONA PERDELE DE PROTECTIE A ZONEI INDUSTRIALE
 Pagr	ZONA AGREMENT CU RESTRICTII DE CONSTRUIRE PANA LA ELABORARE PUZ





ZONA DE GOSPODARIRE COMUNALA

 GCc	ZONA CIMITIRE
--	---------------


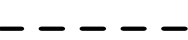


ZONA TERENURI DESTINATIE SPECIALA

 S	ZONA TERENURI CU DESTINATIE SPECIALA
--	--------------------------------------


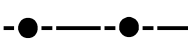
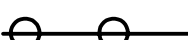
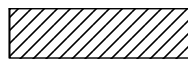
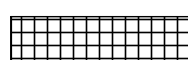
DRUMURI

 ---	TRASEU AUTOSTRADA (ZONA DE PROTECTIE (50 m)
 ---	DRUMURI NATIONALE (ZONA DE PROTECTIE: 22 m)
 ---	DRUMURI JUDETENE (ZONA DE PROTECTIE 20 m)
 ---	DRUMURI COMUNALE (ZONA DE PROTECTIE 18 m)

STRAZI

 ---	STRAZI PROPUSE PENTRU LARGIRE SI MODERNIZARE
 ---	STRAZI PROPUSE PE TRASEE NOI
 ○	INTERSECTII PROPUSE PENTRU MODERNIZARE
 ---	PROFILE TRANSVERSALE

ZONE PROTECTIE - INTERDICTIE

 ---	LIMITA ZONA PROTECTIE PE BAZA NORMELOR SANITARE
 ---	LIMITA ZONA PROTECTIE CAI DE COMUNICATIE FERROVIARE
 ---	LIMITA ZONA PROTECTIE - CULOAR TEHNIC
 ---	INTERDICTIE TEMPORARA DE CONSTRUIRE PANA LA INTOCMIRE SI AVIZARE PUZ
 ---	INTERDICTIE PERMANENTA DE CONSTRUIRE